


★ helping kids learn and grow ★  
the **popet**  
pink SPOT

★  
ages 3-4

**LITERACY**

Internet Code: PK2004

my  
**NAME** is . . .



helping kids learn and grow



**popet**

# INTRODUCTION

Internet Code: PK2004

\* helping kids learn and grow \*

the **popet**  
★ pink SPOT

ages 3-4

## my **NAME** is . . .

This personalised eWorkbook motivates the child to learn to write his or her name.

The 10 eWorksheets provide opportunity to trace and write the child's own name, within meaningful and carefully designed activities. Watch the child's confidence grow as they say "I can write my name."

Published by POPET Pty Ltd  
PO Box 211  
South Bexley  
NSW 2207  
AUSTRALIA

Some images © 2003- 2005 [www.clipart.com](http://www.clipart.com)

Copyright © 2005 Popet Pty Ltd  
All rights reserved

ISBN 1-74153-015-6

The material in this eWorkbook may only be used and printed by the original purchaser for private or domestic purposes. This material must not be used for any commercial purpose, including promotion of any supplier's products or services, without the prior written permission of Popet Pty Ltd. This material must not be placed on any server or website for others to access. This material must not be distributed to others. Others wanting access to this material must visit the popet™ website at [www.popet.com.au](http://www.popet.com.au) to obtain it legally.

## CONTENTS

Introduction . . . . . i - ii

Parent's Guide . . . iii - iv

My Name Plaque . . . . . 1

My Pencils . . . . . 2

My Towel . . . . . 3

My Book . . . . . 4

My Lunch Box . . . . . 5

My Cake . . . . . 6

My Toy Box . . . . . 7

My eMail . . . . . 8

My Car . . . . . 9

My  
Water Bottle . . . . . 10

## HOW TO USE THIS eWORKBOOK

The "My Name Is . . ." personalised eWorkbook is a wonderful way for children to learn how to write their name. The activities are meaningful and put learning into context. It contains a helpful parent's guide and 10 personalised and motivating eWorksheets.

### THE PARENT'S GUIDE

The parent's guide provides a letter writing guide, modelling the formation of individual letters in the alphabet. Additional ideas are included to assist parents with providing quality, multi-sensory activities, which help children learn to write their name.

### THE eWORKSHEETS

- ☒ are personalised
- ☒ provide purposeful and meaningful activities
- ☒ aid the development of fine motor skills
- ☒ are inviting and can be given to the child many times
- ☒ conclude with a think task, encouraging a higher level of thinking

### PARENT TIPS

- ☒ It is not necessary to use the eWorksheets in order. Allow the child to choose.
- ☒ Carefully read the instructions to the child.
- ☒ Offer praise and encouragement for all efforts made by the child.
- ☒ Reissue the eWorksheets to build the child's confidence and fine motor skills.
- ☒ Value the child's work. Cut around the border and proudly display it.
- ☒ Propose the think tasks while out shopping, during dinner, while driving or in the bath.
- ☒ Include older children or adults in the think tasks to promote broader thinking.

### PRINTING TIPS

- It is not necessary to print the cover, introduction and parent's guide. These pages can be read and revisited on your computer screen. To save paper and printing costs, print only the eWorksheets; pages 1-10.
- The eWorksheets are designed to be printed in either colour or black (grayscale).
- If the eWorksheets do not print correctly, refer to printing help and tips in the Adobe® Reader® software.





## INSTRUCTION

Trace your name on the computer screen.  
Write the letters of your name on the keyboard.

## think and SUGGEST

Who uses a computer ?


# my WATER BOTTLE

NSW & ACT Foundation Style Script Sample

Internet Code: PK20004

\* helping kids learn and grow \*

the **popet**  
pink SPOT



## INSTRUCTION

Find your water bottle and colour it.  
Write your name on your name tag.

**think and SUGGEST** What could you do if you lost your water bottle ?



## INSTRUCTION

Trace your name on the computer screen.  
Write the letters of your name on the keyboard.

## think and SUGGEST

Who uses a computer ?


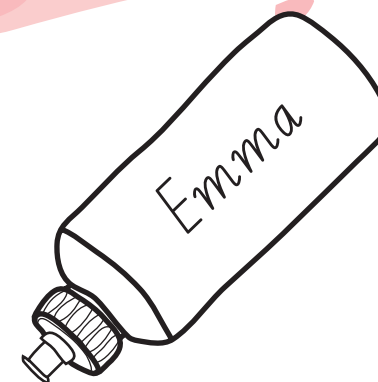

# my WATER BOTTLE

Victorian, WA & NT Modern Cursive Script Sample

Internet Code: PK20004

\* helping kids learn and grow \*

the **popet**  
★ pink SPOT



## INSTRUCTION

Find your water bottle and colour it.  
Write your name on your name tag.

**think and SUGGEST** What could you do if you lost your water bottle ?

Queensland Script Sample



## INSTRUCTION

Trace your name on the computer screen.  
Write the letters of your name on the keyboard.

## think and SUGGEST

Who uses a computer ?





# my WATER BOTTLE

Queensland Script Sample

Internet Code: PK20004

\* helping kids learn and grow \*

the **popet**  
pink SPOT



## INSTRUCTION

Find your water bottle and colour it.  
Write your name on your name tag.

**think and SUGGEST** What could you do if you lost your water bottle ?

Plain (International) Script Sample



## INSTRUCTION

Trace your name on the computer screen.  
Write the letters of your name on the keyboard.

## think and SUGGEST

Who uses a computer ?



# my WATER BOTTLE

Plain (International) Script Sample

Internet Code: PK20004

\* helping kids learn and grow \*

the **popet**  
pink SPOT



## INSTRUCTION

Find your water bottle and colour it.  
Write your name on your name tag.

**think and SUGGEST** What could you do if you lost your water bottle ?